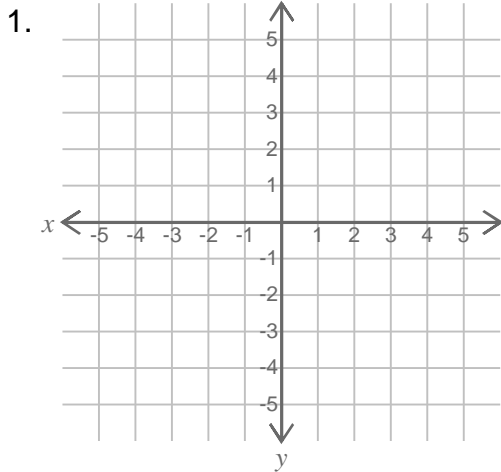


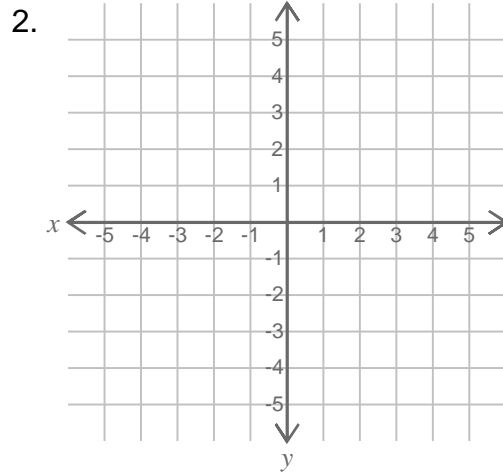
Plot the ordered pairs (points) on the coordinate grid.



$A = (-2, 1)$ $B = (0, -5)$

$C = (2, -4)$ $D = (2, 2)$

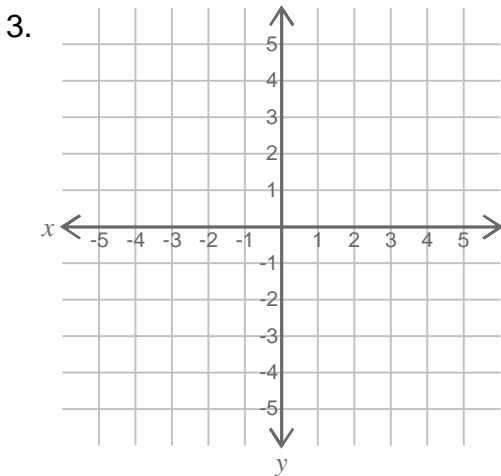
$E = (3, -1)$ $F = (-5, 3)$



$A = (3, 4)$ $B = (4, -2)$

$C = (-2, -2)$ $D = (5, 1)$

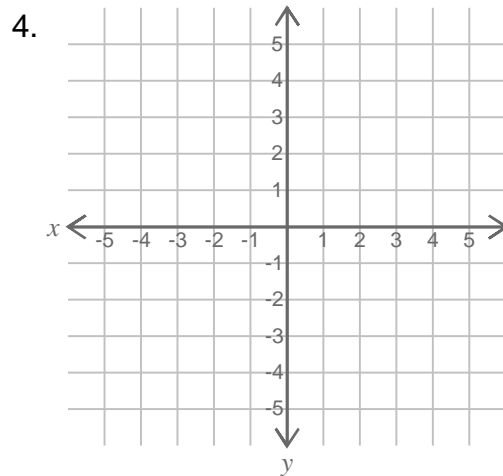
$E = (-5, 1)$ $F = (2, -5)$



$A = (-4, -4)$ $B = (-4, -2)$

$C = (3, -5)$ $D = (-2, -4)$

$E = (-5, -1)$ $F = (-4, -5)$

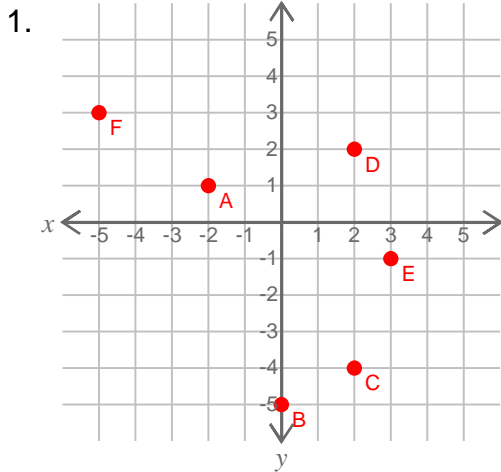


$A = (-4, 5)$ $B = (0, -4)$

$C = (-1, -1)$ $D = (2, -3)$

$E = (-2, -4)$ $F = (2, 2)$

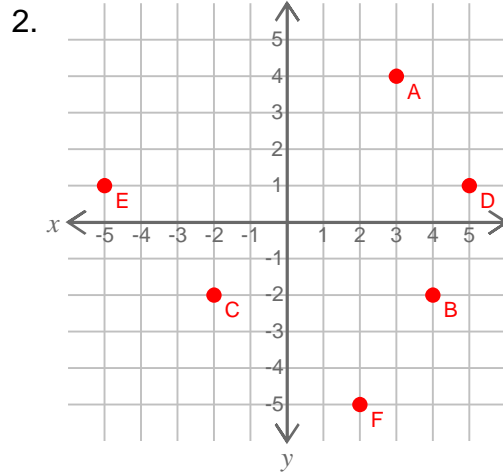
Plot the ordered pairs (points) on the coordinate grid.



$A = (-2, 1)$ $B = (0, -5)$

$C = (2, -4)$ $D = (2, 2)$

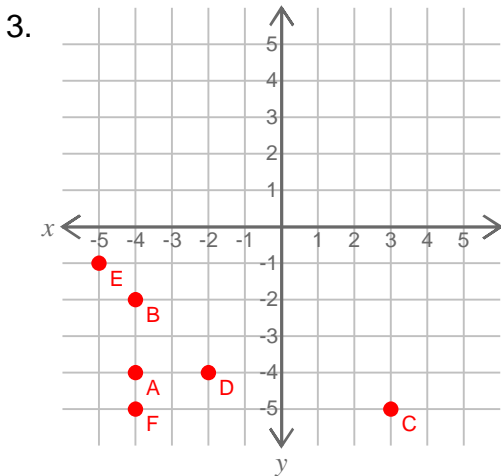
$E = (3, -1)$ $F = (-5, 3)$



$A = (3, 4)$ $B = (4, -2)$

$C = (-2, -2)$ $D = (5, 1)$

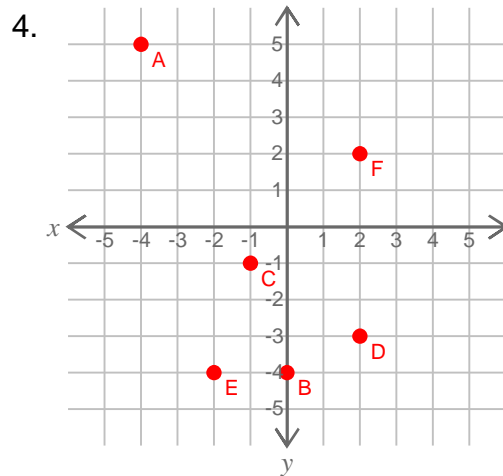
$E = (-5, 1)$ $F = (2, -5)$



$A = (-4, -4)$ $B = (-4, -2)$

$C = (3, -5)$ $D = (-2, -4)$

$E = (-5, -1)$ $F = (-4, -5)$



$A = (-4, 5)$ $B = (0, -4)$

$C = (-1, -1)$ $D = (2, -3)$

$E = (-2, -4)$ $F = (2, 2)$