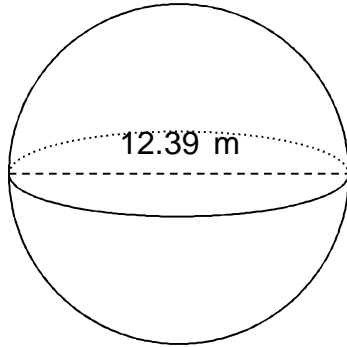
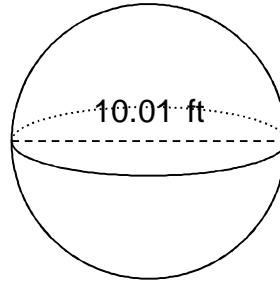


Calculate the surface area of each sphere.

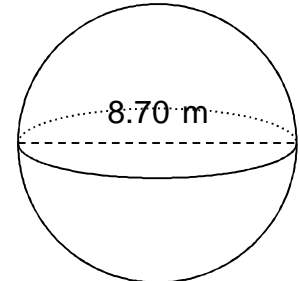
1.



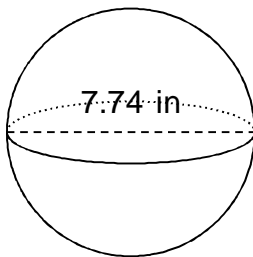
2.



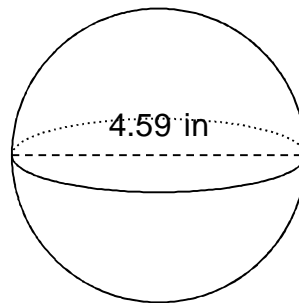
3.



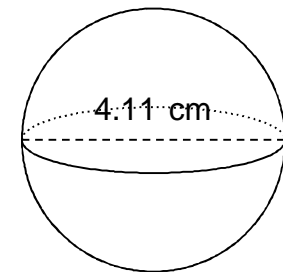
4.



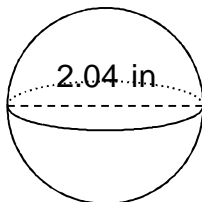
5.



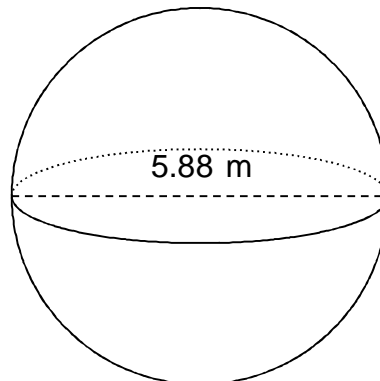
6.



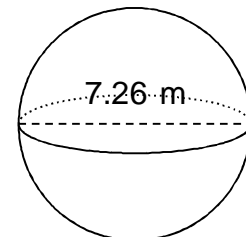
7.



8.

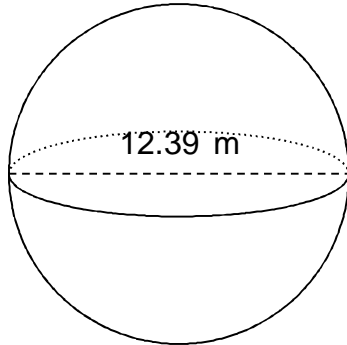


9.



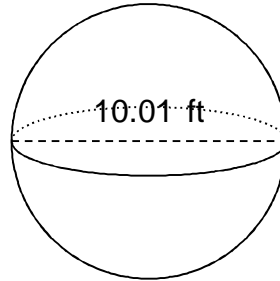
Calculate the surface area of each sphere.

1.



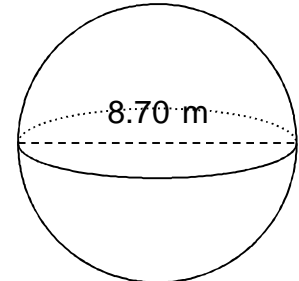
$SA = 482.27 \text{ m}^2$

2.



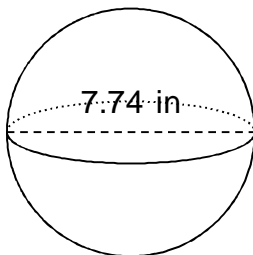
$SA = 314.79 \text{ ft}^2$

3.



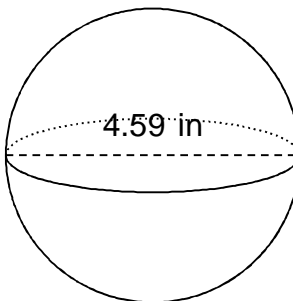
$SA = 237.79 \text{ m}^2$

4.



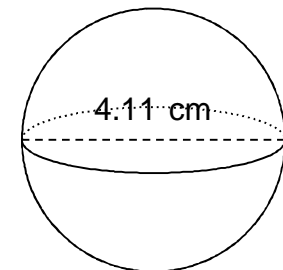
$SA = 188.21 \text{ in}^2$

5.



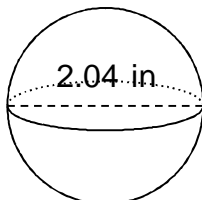
$SA = 66.19 \text{ in}^2$

6.



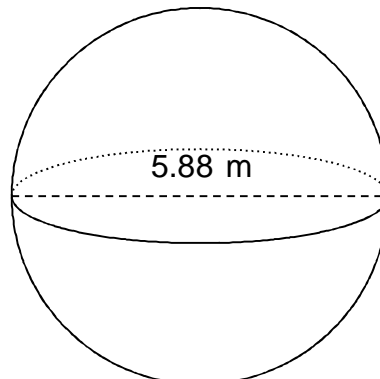
$SA = 53.07 \text{ cm}^2$

7.



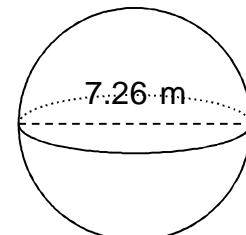
$SA = 13.07 \text{ in}^2$

8.



$SA = 108.62 \text{ m}^2$

9.



$SA = 165.59 \text{ m}^2$